

light on your work

X-HYBRID

4x150W - LED - 9M



TRIME

Lighting Tower Specialist



X-HYBRID

4x150W - LED - 9M

Our engineers know that the market needs a lighting tower that is rugged, long lasting and safe. The X-HIBRID has been created beginning from these characteristics. It is the best solution to your needs and guarantees 3000 sqm of illuminated area. 20 units can be loaded on a standard truck. To all of this, we added the technology that allows for maximum fuel efficiency and reliability.



8,5m



1140Kg



340°



3000sqm



150(l) - 0,55(l/h)



battery

- Multi-directionally adjustable and tiltable floodlights
- 7 sections hydraulic vertical tower 8,5m, 340° rotatable
- Standard light sensor for machine power on and off
- Galvanized metalworks
- 80 µm powder coating
- Very compact dimensions for easy handling & transportability, up to 20 units per truck
- Central lifting eye longitudinal and transversal forklift pockets for effective handling
- Plug & play, colour coded cables and connectors
- Guided main coiled cable to avoid damage during tower operation
- Control panel alarms for engine protection and fuel level indicator
- Circuit breaker for electrical protection against overload
- External emergency stop button
- Fully bunded tank, 110%
- Certified wind stability up to 110 km/h
- 4 extendable & height adjustable stabilizers
- On board levels for guidance during stabilization

APPLICATIONS



Gas, oil & mining operations



Special events



Rural & hard to reach areas



Emergency response




Construction & work sites



Military applications



**Ease of transport
and handling**



**20
Units Per Truck**



**You can place 20 units on a
single vehicle thanks to one
of the compactest footprints
on the market.**

KEY BENEFITS

- ✓ *Low transport cost*
- ✓ *Low fuel consumption*
- ✓ *LED lamps mean NO replacement of*
 - ✓ *bulbs*
 - ✓ *lamp glass*
 - ✓ *ballast*
 - ✓ *capacitors**Reducing Call Out Costs*



technical data

Dimensions & weight

Dimensions min. (mm)	1200 x 1200 x 2500
Dimensions max. (mm)	2520 x 2520 x 8500
Total weight without fuel Kg	1140


Features

Rotation	340°
Floodlights	4x150W
IP Level	67
Options	Timer

Alternator

Model	Linz Alumen SB
Rated output Kva	3.5
Frequency Hz	50
Voltage V	230
Insulation class	H
Degree of Protection	IP23

Standard load delivery

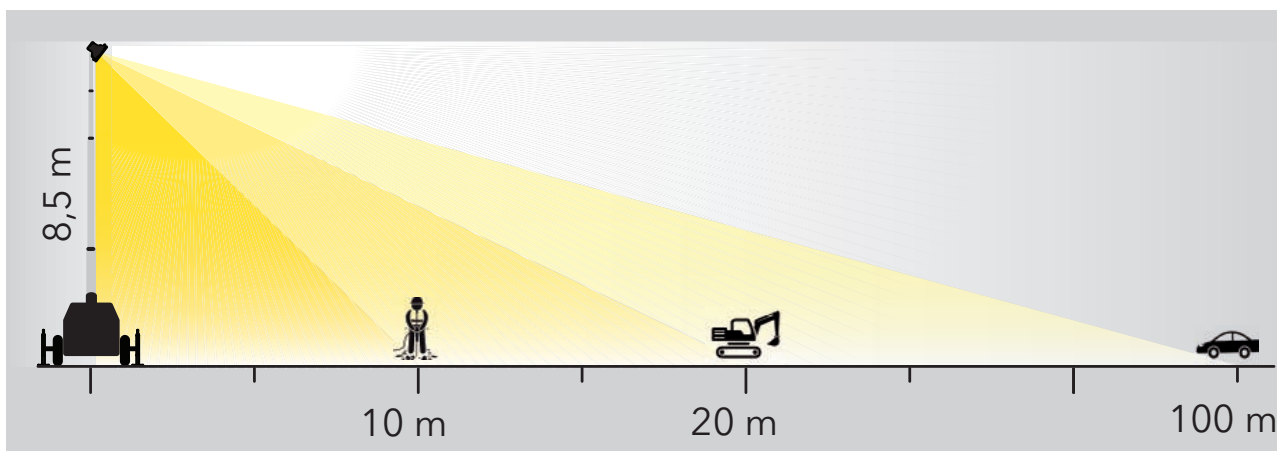


20 sets

Units Per Truck

Illuminated area (5 lux min.)

3000 sqm



Engine

Model	Kubota Z482
Fuel	Diesel
rpm	1500
Tank capacity (l)	150
Fuel consumption (l/h)	0,55
Running time hrs	827
Noise level at 7mt	62

Batteries

Type	AGM ZL 06 130
Batteries number	4
Batteries pack	24V DC 400 Ah
Expected battery cycle	500
Expected battery life time (h)	13000

Hybrid mode

Running time (h)	18
Charging time with LED's ON (h)	9
Charging time with LED's OFF (h)	9
Complete discharge / charge cycle (h)	26
Hybrid mode consumption (l/h)	0,17



Lighting Tower **Specialist**

TRIME s.p.a.

Strada per Robecco, snc
 20081 Cassinetta di Lugagnano (MI) - Italy
 Tel. +39 02 942 1724
 www.trime.it - info@trime.it