



light on your work

ROAD WARNING industrial city project work in progress MAINTENANCE project site


X-GEN

6X300W LED - 9M



TRIME

Lighting Tower Specialist



X-GEN

6x300W LED - 9M

The X-GEN is the best flexible solution to your needs thanks to the generating set that can be easily demountable from the tower's frame. This powerful lighting tower also guarantees 4900 sqm of illuminated area and finally to all of this, we added the last technology that allows for maximum fuel efficiency and reliability.



9m



1450Kg



340°



4900 sqm



86(l) - 2(l/h)

APPLICATIONS



Gas, oil & mining operations



Special events



Rural & hard to reach areas




Emergency response



Construction & work sites



Military applications



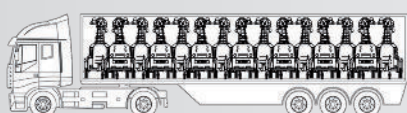
Illuminated area
4900 sqm

LIGHTING TOWER

- One on switch for two floodlights
- Multi-directionally adjustable and tiltable floodlights
- 7 sections hydraulic vertical tower
- Hydraulic lifting system
- Control panel placed inside metal housing fitted in the top side portion of tow trailer
- Electrical protection from overload and circuit breaker, for the safety of operator, automatic shot down for current leakage (30MA)
- Connection protection IP54
- Simple, rugged machine design and layout
- Galvanized metalwork, 80 µm powder coating
- Compact dimensions for easy handling & transportability:
- Wind stability up to 80 km/h
- Eye towing hitch-43mm
- Low speed tow trailer single chassis with lights
- 4 height adjustable stabilizers, manual deployment, galvanized steel, leveling system
- Central lifting hook & side forklift pockets

GENERATING SET

- Kubota tier2 D1105 diesel engine, 3 cylinders, liquid cooled, 1500 rp10KW
- Fuel type: diesel
- Fuel tank: 86 liters
- **43 hours running time**
- Fuel consumption: 2 liters per hour
- Silent type => Noise level 64dB (at 7m)
- Connection protection IP54
- Simple, rugged machine design and layout
- Alternator: 3 phase, Linz 50Hz 8,5 kVA - 400V 16A Nominal Voltage
- Compact dimensions for easy handling & transportability
- Power output: 1x32A - 400V - 1x16A - 240V
- 2 door access to engine for easy maintenance
- **Suitable for operation from -20C to +40C**
- 500 moto hours service kit
- 1000 moto hours service kit



7
Units Per Truck



You can place 7 units on a single vehicle thanks to one of the compactest footprints on the market.

KEY BENEFITS

✓ *LED technology*

✓ *Robustness*

✓ *Easy maintenance*

✓ *Versatly*

HIGH EFFICENCY 300W LED HEADS

GENSET EASY DEMOUNTABLE FROM LIGHTING TOWER FRAME

SAFETY HYDRAULIC VERTICAL MAST

GALVANIZED BODY
DURABLE
ANTI-CORROSION
PROTECTION

4 HEIGHT EASY
ADJUSTABLE STABILIZERS

SITE TOW TRAILER
TO EASY TOW
THE UNIT



technical data

Dimensions & weight	
Dimensions min. (mm)	3660x1497x2598
Total weight without fuel	1450 Kg
Max height	9m
Features	
Rotation	340°
Floodlights	6x300W
Lamps	LED

Diesel water cooled Generating set	
Model	Kubota tier2 D1105 diesel engine, 3 cylinders, liquid cooled, 1500 rpm, 10KW
Fuel type	diesel
Fuel tank (l)	86
Running time (h)	43
Fuel consumption (l/h)	2
Noise level (at 7m)	64dB
Alternator	3phase, Linz 50Hz 8,5 kVA - 400V
Nominal Voltage	16A
Power output:	1x32A - 400V 1x16A - 240V

Standard load delivery

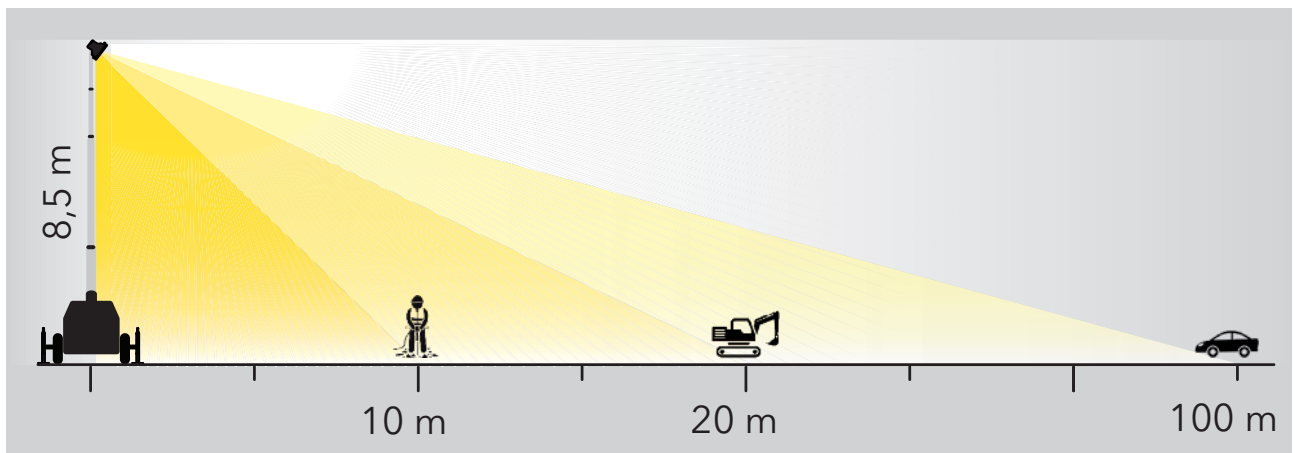


7 sets

Units Per Truck

Illuminated area (5 lux min.)

4900 sqm



Lighting Tower **Specialist**

TRIME s.p.a.

Strada per Robecco, snc
20081 Cassinetta di Lugagnano (MI) - Italy
Tel. +39 02 942 1724
www.trime.it - info@trime.it