



LED TECHNOLOGY

**4700 sqm**  
Illuminated area



Rail  
maintenance



Road  
maintenance



Security



Outdoor  
show



Special  
events




Military  
applications



Emergency

**PLUG-IN** Line



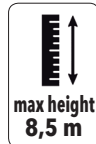
Operation: **POWER**  
Inlet plug 16A - 230V  
Outlet socket 16A - 230V

**X-MAST**  
4X160W LED - 8,5M  
**T-ZERO PRO**

## X-MAST

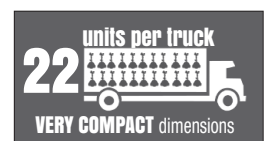
4X160W LED - 8,5M

### T-ZERO<sup>PRO</sup>



### FEATURES

- Multi-directionally adjustable and tiltable floodlights
- 8,5 meters vertical tower, 340° rotatable
- **Manual lifting system by winch complete with auto-braking system**
- Galvanized metalworks
- 80 µm powder coating
- **Very compact dimensions, up to 22 units per truck**
- Sides lifting eyes
- Sites forklift pockets
- Guided main coiled cable to avoid damage during tower operation
- Circuit breaker for electrical protection against overload
- Certified wind stability up to 110 km/h
- 4 extendable & height adjustable stabilizers
- Inlet plug and outlet socket to connect in series more units



Dimensions & weight	Dimensions min (mm)		Dimensions max(mm)		Total weight (kg)
		1100x1100x2650 (LxWxH)		2360x2360x8500 (LxWxH)	
Floodlights	Type	Power (each)	Floodlights number	IP level	Illuminated area (sqm)
	Led	160W	4	65	4700
Mast	Lifting method	Max Height	Max Wind Speed		Rotation
	Manual	8,5 m	110 km/h		340°
Input&output	Inlet plug				Outlet socket
	16A - 230V				16A - 230V